

OIG INVESTIGATIONS OF SEXUAL ALLEGATIONS

Presentation to the Board of Education of the City of
Chicago

August 24, 2022

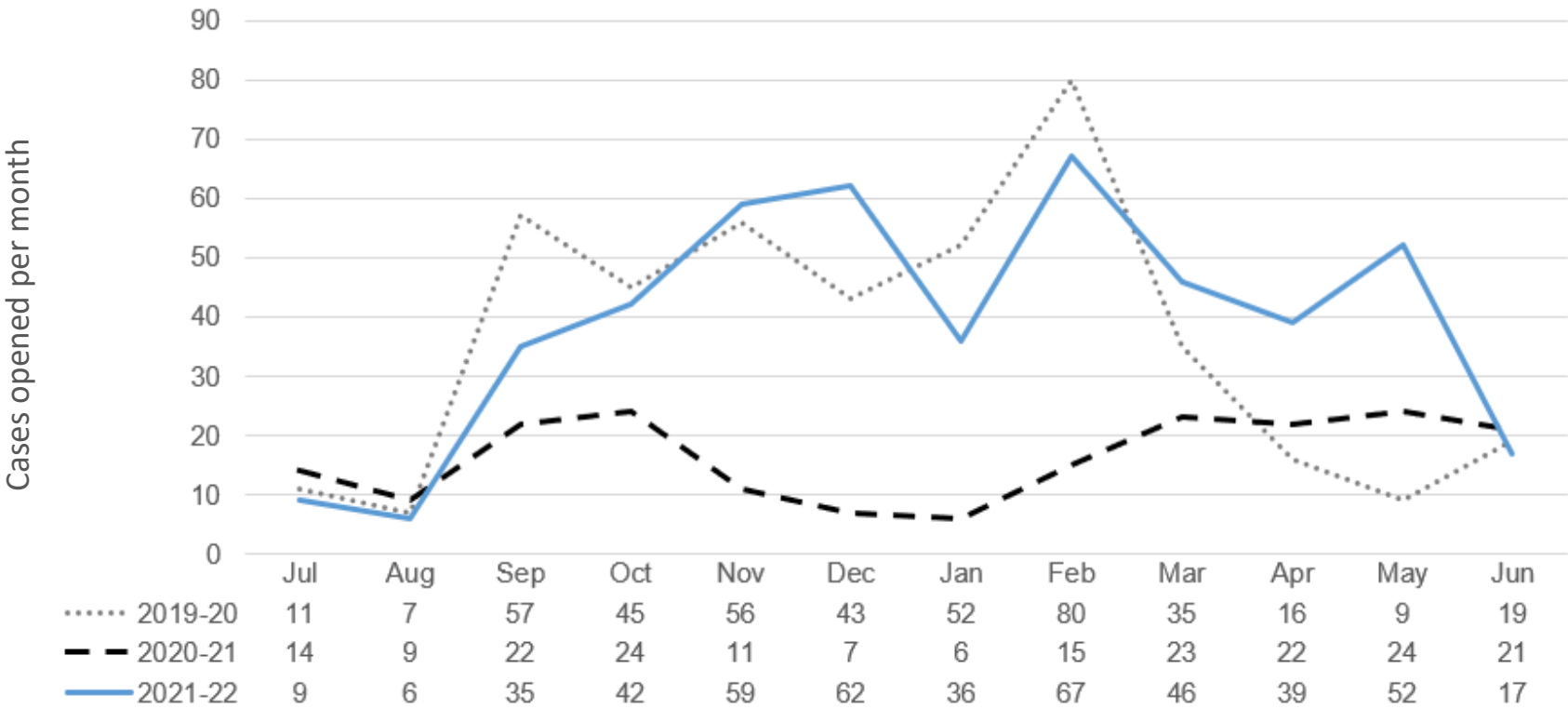


Chicago Board of Education • Office of Inspector General

CASES OPENED PER MONTH

OIG SAU Case Intake Per Month

Cases opened July 1, 2019 – June 30, 2022



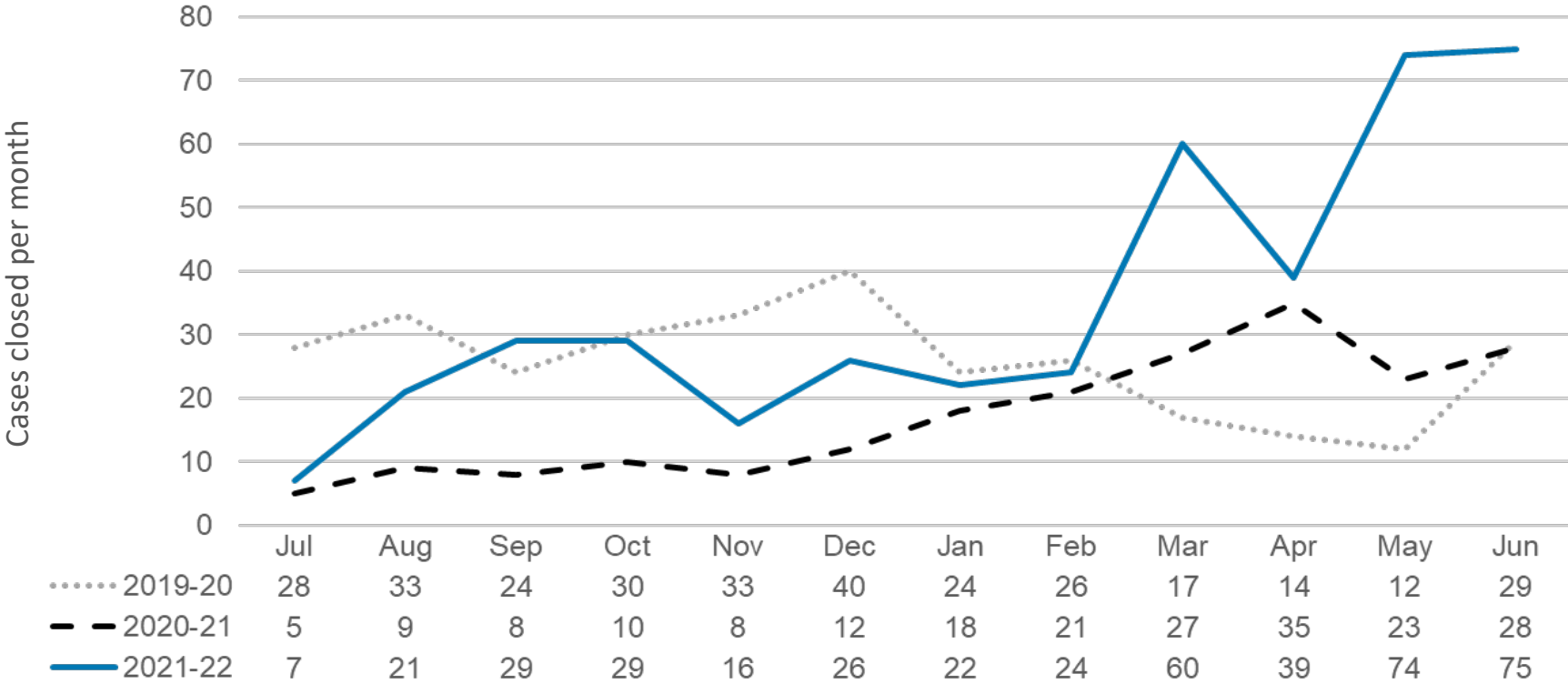
The OIG opened **470 cases** in July 2021 through June 2022, compared with 209 cases during the same period in 2020-21 and 434 in 2019-20.



CASES CLOSED PER MONTH

OIG SAU Case Closures Per Month

Cases Closed July 1, 2019 – June 30, 2022



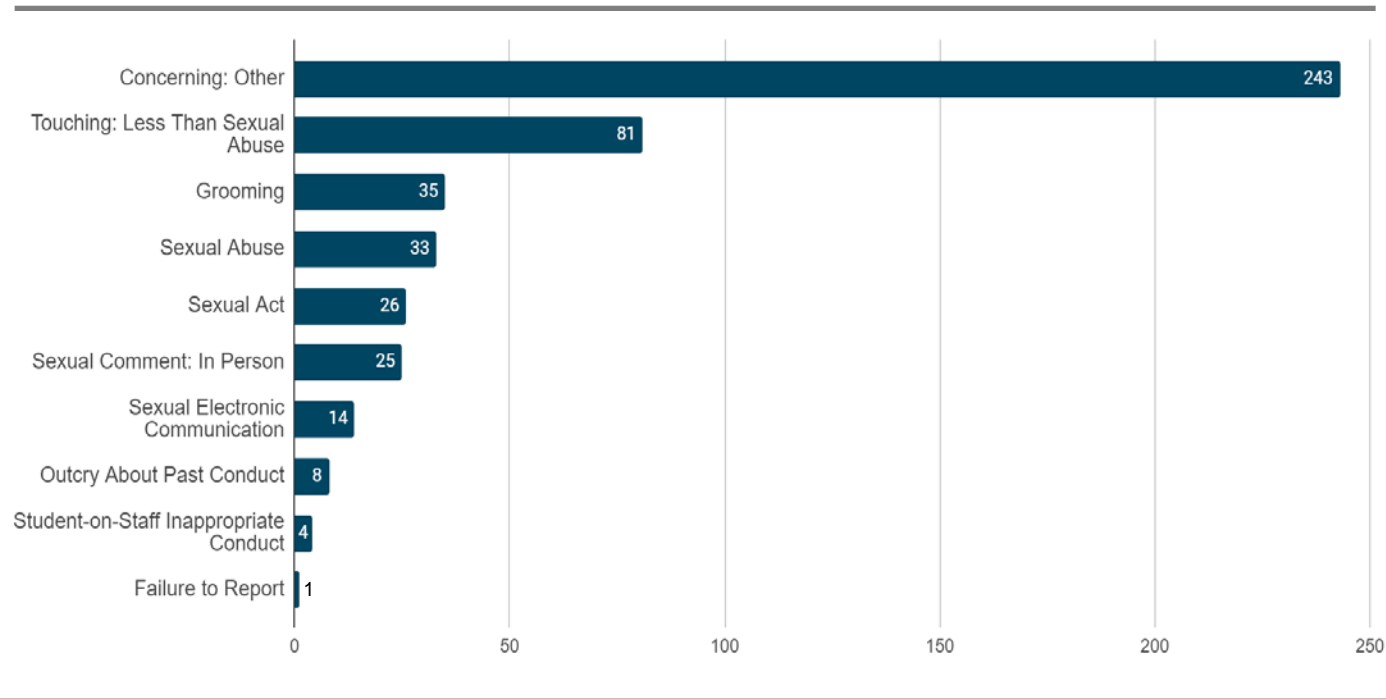
The OIG closed **422 cases** in July 2021 through June 2022, compared with 204 cases during the same period in 2020-21 and 310 in 2019-20.



TYPES OF ALLEGATIONS INVESTIGATED

Investigations Categorized by Initial Allegation Type

Cases opened July 1, 2021 – June 30, 2022



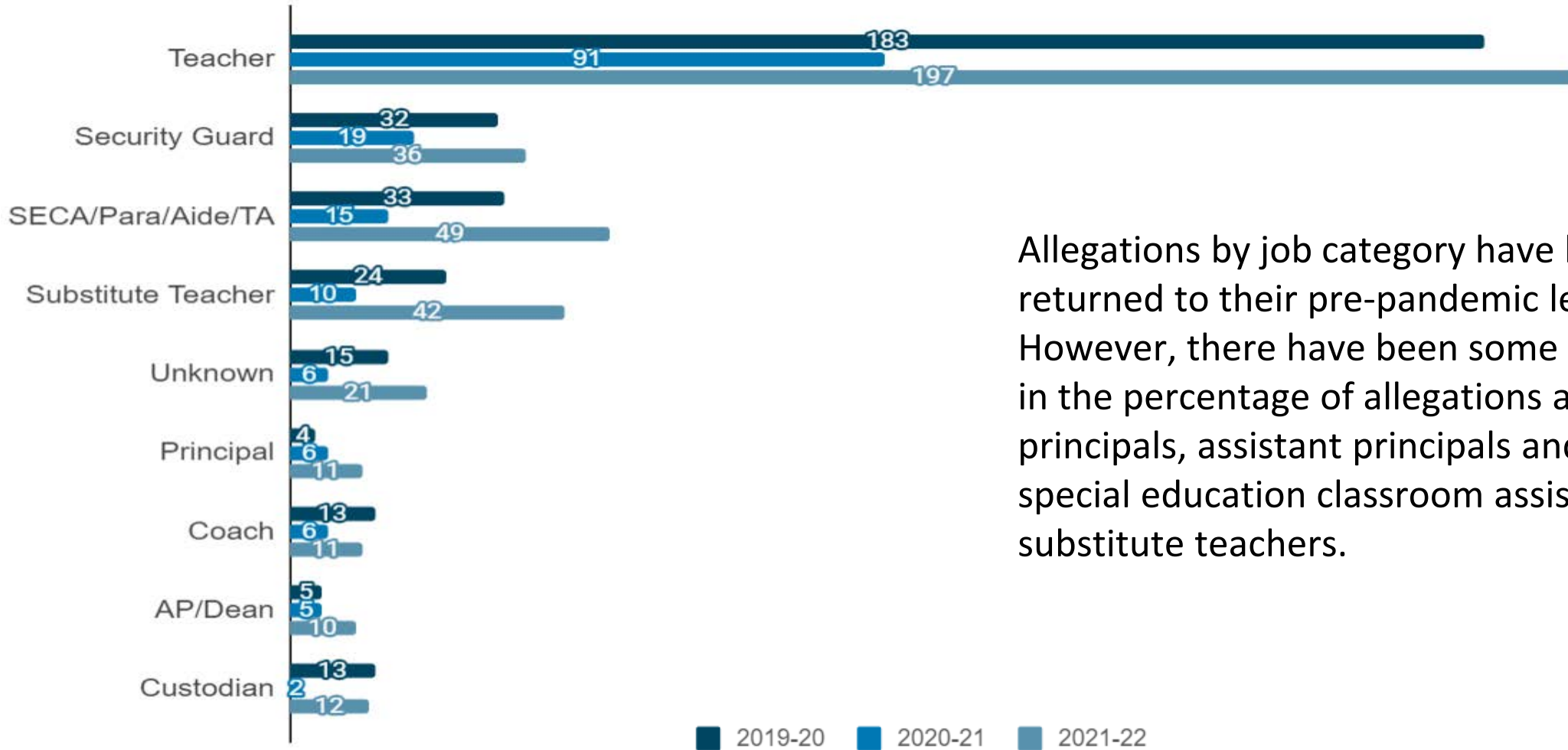
Generally, failures to report are uncovered during an investigation, rather than being alleged at the opening of an investigation.

Concerning: Other cases, which may involve leering, “creepy” behavior or other potentially concerning behavior, constituted **52%** of allegations received July 2021 through June 2022, compared with 60% in 2020-21, and 58% in 2019-20.

Concerning: Other and **Touching: Less than Sexual Abuse** continue to make up the majority of initial allegations.

ALLEGATIONS BY SELECT JOB CATEGORY

Comparison to Previous Fiscal Years



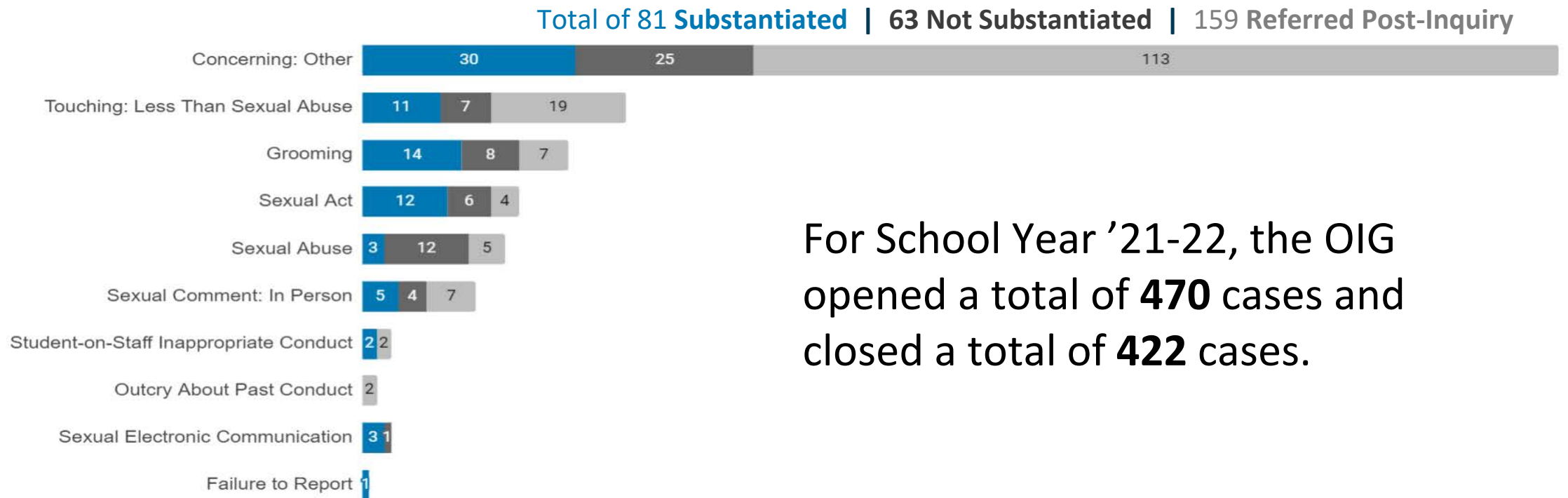
Allegations by job category have largely returned to their pre-pandemic levels. However, there have been some increases in the percentage of allegations against principals, assistant principals and deans, special education classroom assistants, and substitute teachers.

OIG CLOSED CASES

OIG cases closed July 1, 2021 — June 30, 2022

Investigation Outcomes: Categorized by Initial Allegation

Cases closed July 1, 2021 – June 30, 2022



For School Year '21-22, the OIG opened a total of **470** cases and closed a total of **422** cases.

Additionally, the OIG administratively closed or issued informational reports in 119 other investigations. A case is “substantiated” when a preponderance of the evidence establishes a violation of CPS policies or standards of conduct.



Over the last five months the SAU closed more cases than it opened (March-July 2022)

Opened

Total: 161

Closed

Total: 297

- Summary Reports: 57
 - Substantiated: 28
 - Not Substantiated: 29
- Referred Post-Inquiry: 126
- Administratively Closed: 113
- Informational Report: 1

OIG CLOSED CASES

Comparison to Previous FY

- For the 2021-22 Fiscal Year, the OIG opened 470 cases and closed 422 cases.
 - Substantiated: 81
 - Not Substantiated: 63
 - Referred Post-Inquiry: 159
- For the 2020-21 Fiscal Year, the OIG opened 209 cases and closed 204 cases.
 - Substantiated: 56
 - Not Substantiated: 56
 - Referred Post-Inquiry: 70

PERSONNEL ACTIONS

Pulled or Blocked

As of August 17, 2022, **28** CPS staff were pulled with pay in connection with an open OIG investigation, including **17** CPS teachers. For the 2021-22 Fiscal Year, **99** individuals were pulled or blocked following an OIG recommendation. In addition, **10** CPS staff remain pulled with pay subsequent to the closing or referral of an OIG SAU case, however certain of these individuals are currently under investigation for subsequent allegations. Additionally, **11** substitute teachers are currently blocked.

Reinstated

During the 2021-22 Fiscal Year, **33** individuals who were pulled or blocked were reinstated either based on the OIG's recommendation, or after the conclusion of the OIG's investigation.

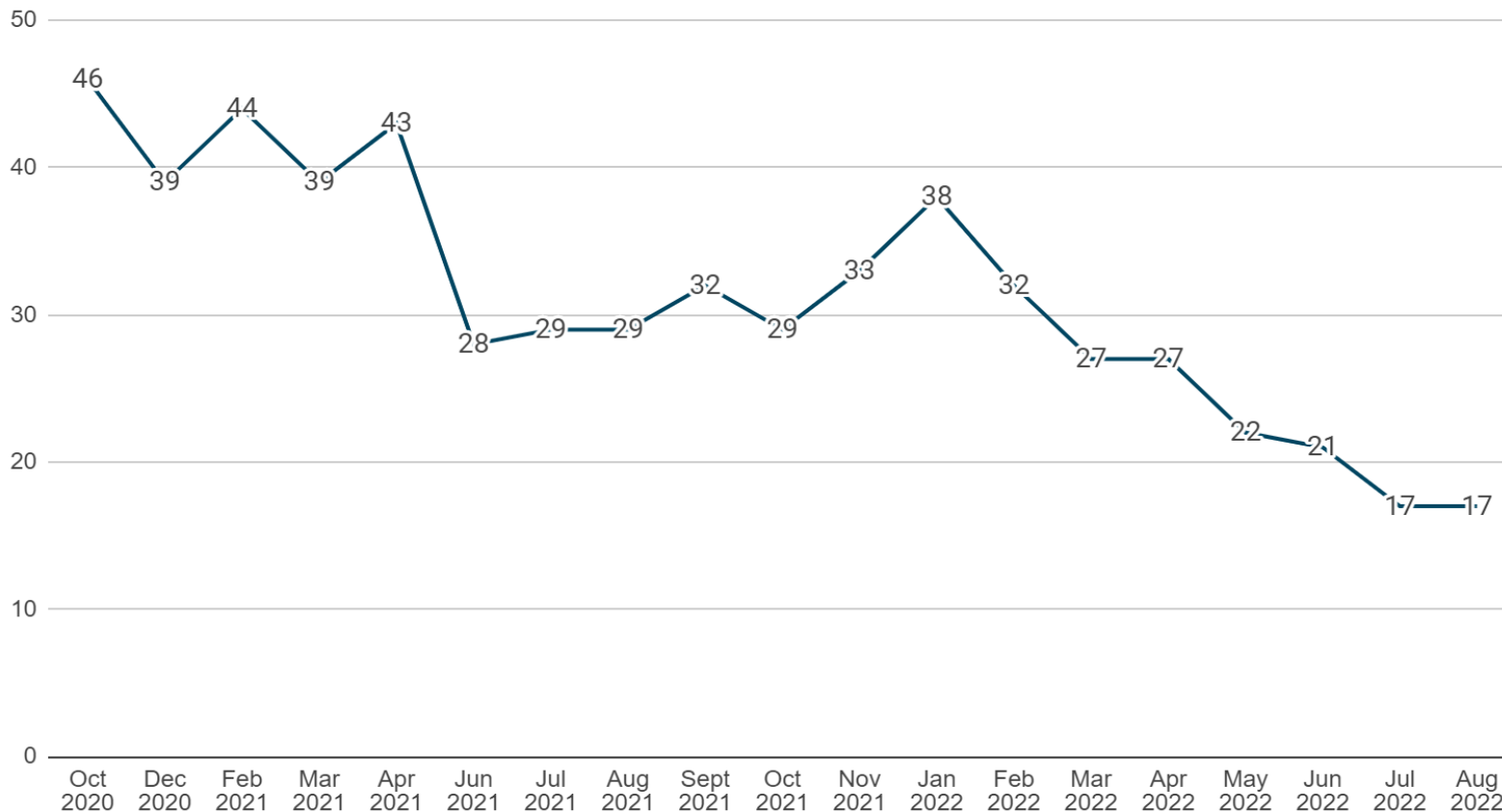
Fired or resigned/retired

52 individuals who were subjects of an OIG investigation were fired or resigned/retired from during the 2021-22 Fiscal Year.



PULLED CPS TEACHERS

CPS Teachers Pulled With Pay Over Time



The OIG prioritizes cases that involve a pulled staff member. In November 2021, the OIG created a team dedicated to investigating allegations against pulled staff members.

Since then, the number of CPS teachers pulled with pay has dropped from 38 in January 2022 to 17 in August 2022.

Currently there are 12 active investigations of allegations involving CPS teachers pulled with pay and 5 cases that are in the report writing process.



CASE INVENTORY AND UPDATES

As of July 31, 2022, the OIG had 309 active investigations and had substantially completed investigating an additional 122 cases. This includes 12 Title IX sexual harassment investigations involving a formal complaint of adult-to-student sexual harassment under current Title IX regulations.

Office of Inspector General
(833) TELL-CPS
sexallegation@cpsoig.org

